
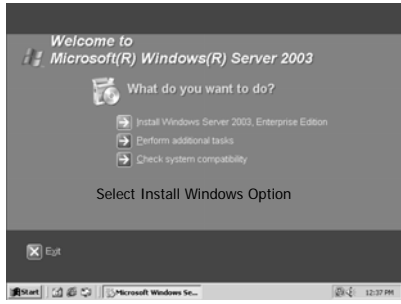


	<h2>Windows Server Upgrade</h2> <p>Trang D. Nguyen</p>

	<h3>Preparation</h3>
	<ol style="list-style-type: none">1. Cold power-up the PC2. Login to your current OS3. Insert the installation CD

	<h3>Current Operating System</h3>
	

Upgrade Install

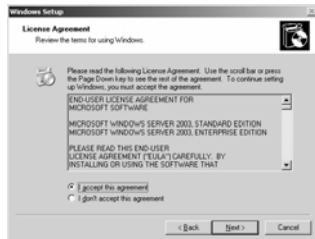


Installation Type: Upgrade



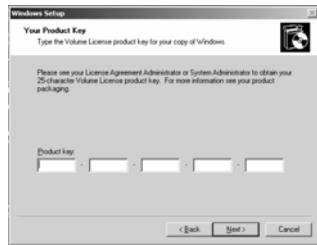
Select Upgrade Option | Next

Accept The License Agreement



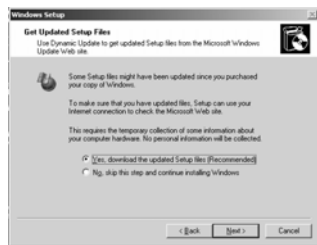
Accept the license agreement | Next

Boot to BIOS



Enter the Product Key | Next

Configure Setup

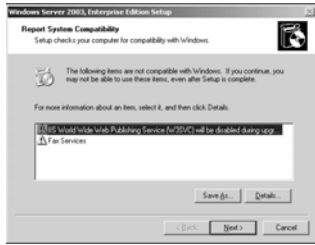


Next

Analyze Your System



Compatibility Check

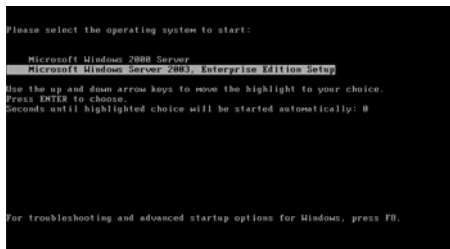


Next

Shutdown W2K - Starting W2K3



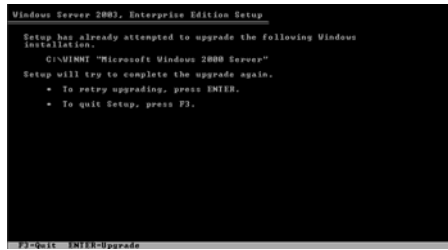
Boot to Windows 2003



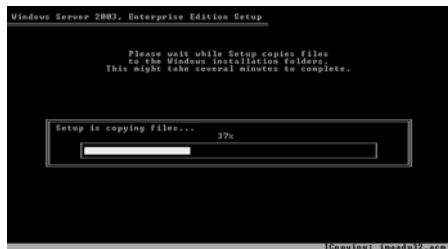
Preparation Continue



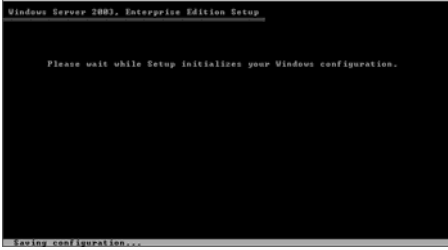
Inplace Upgrade



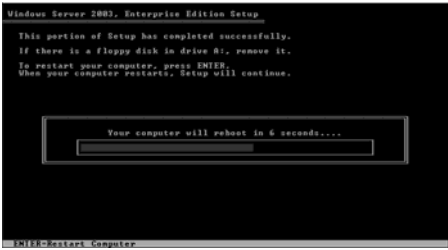
Setup Copy Files To Hard Drive



Setup Savings Hardware Registry



Reboot to Startup Windows



Windows Starting



Setup Restart



Detecting and Installing Device Drivers



Error During Upgrade

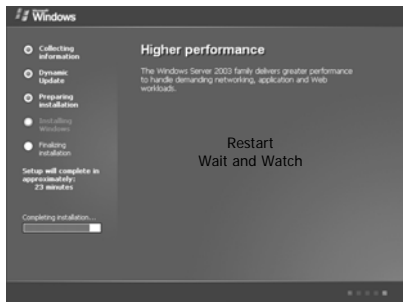


OK

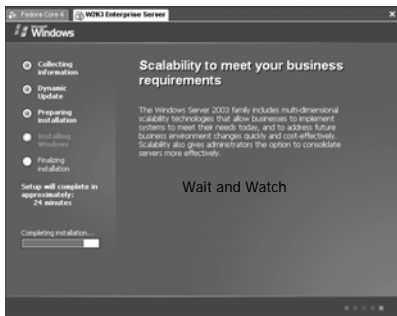
Error in System Setup Log



Restart and Finish



Windows Completing Installation Process



Upgrade Complete Windows Restarting



Windows Applying Computer Settings



Upgrade Complete